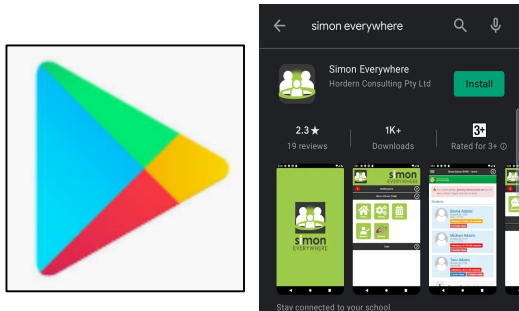


Simon Everywhere

Android Instructions:

STEP ONE

Go to the **App Store** and search **Simon Everywhere** and install the App

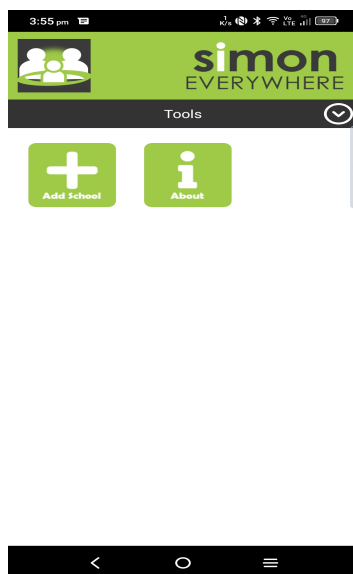


STEP TWO

Enter your **name** and **phone number**, press **Verify**, you will receive a code via SMS. Enter the code into space provided

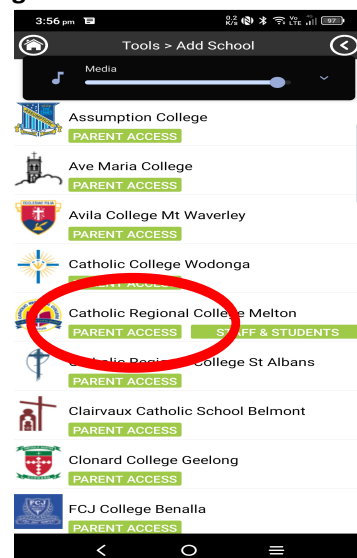
STEP THREE

In the **Menu** click **Add School**



STEP FOUR

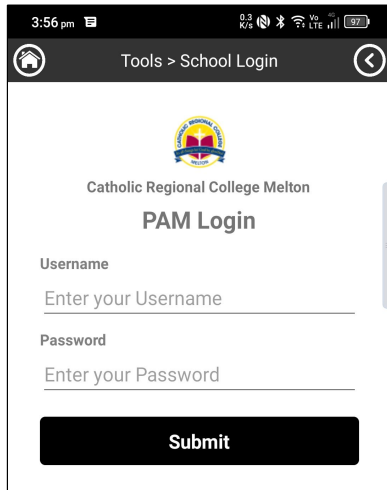
Locate and select **Catholic Regional College Melton - Parent Access**



Simon Everywhere

STEP FIVE

Enter your **PAM username** and **password**. If you do not know your credentials, email itsupport@crcmelton.com.au with Guardian's name, email address and student name and year level



3:56 pm

Tools > School Login

Catholic Regional College Melton

PAM Login

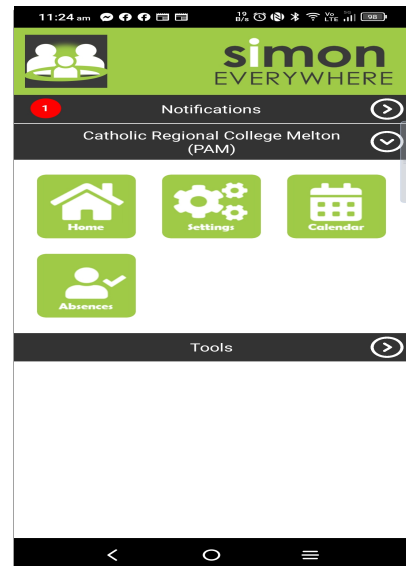
Username
Enter your Username

Password
Enter your Password

Submit

STEP SIX

Click on **Home**



Simon Everywhere

Additional Points

- If you are having problems logging in contact itsupport@crcmelton.com.au
- Simon everywhere works best when notifications are turned on. You can check the notifications setting on your phone to be sure by going to the Settings – Notifications – Then find the Simon Everywhere App.

